

# Cabs and Entrances


Kinetek elevator cabs, entrances and doors are engineered and manufactured to the highest industry standards. We provide complete cabs in a variety of finishes.

Our custom hand and bumper rails (over 20 different styles) provide protection to elevator passengers and your elevator interior, and are compliant with building codes. Traditional door opening styles provided by Kinetek — single slide, center opening and two-speed side or center opening — can be matched with a variety of frames and finishes to complement your project.


## Traditional




HSEQ-609




HSEQ-727




HSEQ-746




HSEQ-815




HSEQ-830



HSEQ-831



HSEQ-842H




HSEQ-N19

### Traditional




HSEQ-618




HSEQ-719



HSEQ-832



HSEQ-742



HSEQ-731



HSEQ-862


### Panoramic



KT-OR001



KT-OR002



KT-OR003



KT-OR004

## Stainless Steel and Patterned Stainless Steel



Hairline SS



Marine Grade SS



Satin SS




Linished SS




Brushed SS




Chequered



Rhomboids




Studded Etched



Mirrored



Multi-Directional Polished



Etched Hairline



Etched Mirror

## Wood Laminates



Cherry



Pear




Beech



Walnut




KT-F001 (PVC)




KT-F002 (PVC)




KT-F003 (PVC)



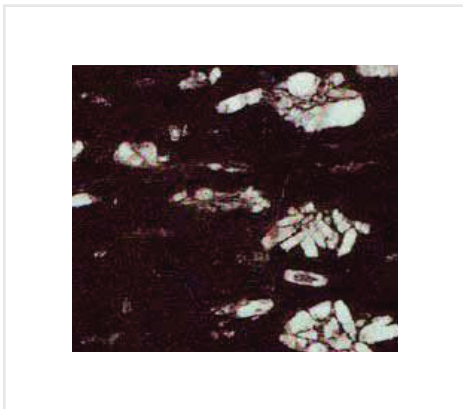
KT-F004 (PVC)




KT-F005 (PVC)



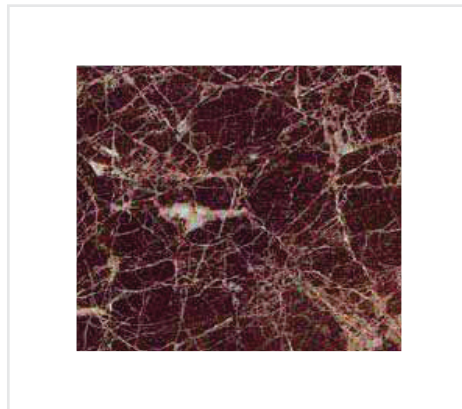
KT-F006 (PVC)



KT-F007 (Marble)



KT-F008 (Marble)



KT-F009 (Marble)

# Lighting

Kinetek provides lighting fixtures that complement car interiors. Over forty standard lighting choices are available.



KT-LT001



KT-LT002



KT-LT003



KT-LT004



KT-LT005



KT-LT006



KT-LT007



KT-LT008



KT-OL001



KT-OL002



KT-OL003